


The Parts of a Comic

These are the main terms used to describe the different elements that compose a comic:

Margins

The first thing we'll do on our page is to place the margins: at the top, bottom, right and left. They are empty spaces without drawings, text, or characters.




Frames or Boxes

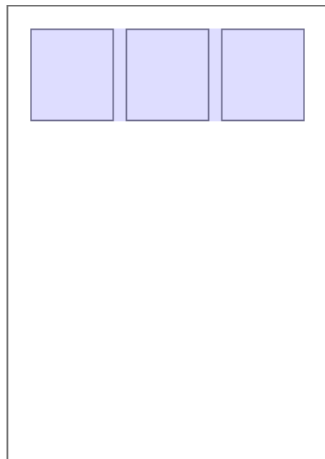
Frames literally “frame” the drawings and text. Comics are a visual form of storytelling, and each frame freezes a moment in the story.

Tiers or Strips

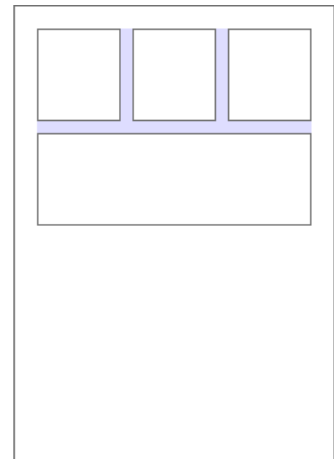
A tier is a series of frames that fills the whole width of a comic-book page. A stand-alone series of frames is called a strip, or comic strip. They are often published in newspapers and don't necessarily fill the whole width of the page.



A frame



A tier






Gutters

Gutters

The (usually white) space between two frames is called the gutter.

Books, Albums or Volumes

Depending on the context (USA, France-Belgium or Japan), comics pages that are bound together can be referred to as a book, an album, or a volume.



Comics can be bound together into a book, album or volume

[See the elements of a frame]

[See how to compose a page]